







Response of 'criolla' potato (*Solanum tuberosum*) cultivar Colombia to mineral organic fertilization

Respuesta de la papa criolla (*Solanum tuberosum*) cultivar Colombia a la fertilización orgánico mineral

Jorge Alberto Alvarado-Barrera¹ ; Miguel Angel Ramírez-Avellaneda¹ ; Hans Nicolas Chaparro-Zambrano^{1,2} ; Fernando Javier Peña-Baracaldo^{3*} 

¹Universidad de Ciencias Aplicadas y Ambientales U.D.C.A, Programa de Ingeniería Agronómica. Bogotá, D.C., Colombia; e-mail: joalvarado@udca.edu.co; migramirez@udca.edu.co

²Pontificia Universidad Católica de Chile, Ciencias de la Agricultura. Macul, Región Metropolitana de Santiago, Chile; e-mail: hnchaparro@uc.cl

³Investigador independiente, Bogotá, D.C., Colombia, e-mail: fjb74@hotmail.com

*corresponding author: fjb74@hotmail.com

How to cite: Alvarado-Barrera, J.A.; Ramírez- Avellaneda, M.A.; Chaparro-Zambrano, H.N.; Peña-Baracaldo, F.J. 2023. Response of 'criolla' potato (*Solanum tuberosum*) cultivar Colombia to mineral organic fertilization. Rev. U.D.C.A Act. & Div. Cient. 26(1):e2036. <http://doi.org/10.31910/rudca.v26.n1.2023.2036>

Open access article published by Revista U.D.C.A Actualidad & Divulgación Científica, under Creative Commons License CC BY-NC 4.0

Official publication of the Universidad de Ciencias Aplicadas y Ambientales U.D.C.A, University, Accredited as a High-Quality Institution by the Colombian Ministry of Education.

Received: February 3, 2022

Accepted: January 20, 2023

Edited by: Helber Adrián Arévalo Maldonado

ABSTRACT

The 'Criolla' potato (*Solanum tuberosum*) phureja group cultivated in the inter-Andean valleys of the high tropics, is commonly fertilized only with mineral nutrients in conventional production, without the use of soil test and use of organic fertilizers. The purpose of this study was to determine the potential of organic chicken manure as a source of nutrients to increase yield and quality in 'Criolla' potatoes compared to conventional fertilization. Treatments evaluated were organic chicken manure, mineral nutrition based on soil tests, organic manure mixed with mineral nutrition, and conventional nutrition based on farmers' typical nutrition plans. In plant response conventional and mineral treatments mixed with organic matter were the best in leaf area and dry weight of shoot and tuber. Treatment with mineral nutrition mixed with organic manure (2 and 6 t) obtained the largest length of the main stems. The best yield response was obtained with conventional nutrition, while the major size was obtained with mineral and mineral combined with organic treatments. According to the results, the best response was obtained with the application of mineral nutrition in the combination of 6 t ha⁻¹ organic manure.

Keywords: Chicken manure; Crop yield; Agronomic characters; Organic substrates; Plant nutrition.

RESUMEN

La papa criolla (*Solanum tuberosum*) grupo phureja es cultivada en los valles interandinos del trópico alto, comúnmente fertilizada con nutrientes minerales en la producción convencional, sin hacer uso de análisis de suelos y nutrición con fertilizantes orgánicos. El objetivo de este estudio fue determinar el potencial de la materia orgánica de gallinaza, como fuente de nutrientes, para incrementar el rendimiento y la calidad en la papa criolla, comparándola con la nutrición convencional. Los tratamientos evaluados fueron gallinaza, nutrición mineral, basado en análisis de suelos; nutrición mineral, combinada con materia orgánica y un tratamiento soportado en la fertilización convencional, con base en los planes nutricionales, típicos de los agricultores. En las respuestas de la planta, los tratamientos convencionales y minerales mezclados con nutrición mineral obtuvieron los valores más altos en área foliar y peso seco de la parte aérea y el tubérculo. En longitud de tallo, la mejor respuesta se obtuvo con los tratamientos minerales mezclados con materia orgánica (2 y 6 toneladas). La mejor respuesta en rendimiento fue obtenida en la nutrición mineral convencional, mientras que las papas con mayor calibre, se lograron con los tratamientos mineral y mineral mezclado con orgánico. De acuerdo con los resultados, la mejor respuesta en cultivo se puede obtener con la nutrición mineral, en combinación con 6 toneladas de materia orgánica.

Palabras clave: Gallinaza; Características agronómicas; Sustratos orgánicos; Nutrición vegetal; Rendimiento vegetal; Rendimiento de cultivos.

INTRODUCTION

The potato, *Solanum tuberosum* L. is one of the main sources of food, with a worldwide production of 876,005,707 t, in 2022, just after sugarcane, maize, rice paddy and wheat. For the year 2022, the area of potato cultivation in Colombia reached about 258,517 ha (FAO, 2023), of which the diploid potato 'Criolla' potato (*S. tuberosum*) *phureja* group, represented approximately 7 % with exports close to 1.000 t.year⁻¹ (FNFP, 2017). In Colombia, the name 'Criolla' potato corresponds to morphotypes that have tubers with yellow skin and flesh color (egg yolk phenotype).

'Criolla' potato is cultivated from 2.600 to 3.500 m a.s.l. with a temperature range between 10 and 20 °C (Rozo Rodríguez & Ramírez, 2011); crop yield varies according to the environmental offer, management practices, cultivars sown, and other factors. The Ministerio de Agricultura y Desarrollo Rural de Colombia MADR (2019) reports a maximum yield of 22.7 t ha⁻¹. In Peru, the best yield reported corresponds to cv 'Blanca amarilla' with 27.8 t ha⁻¹ (Seminario-Cunya *et al.* 2018).

Proper nutrition management requires: knowing the fertility of the soil, the total demand, and the daily rate of nutrient accumulation by the crop, which are a function of the growth rate, phenology, variety, environmental offer, and yield goal. Therefore, the profitability and environmental impact caused by fertilizers on the soil, water, and air must be considered (Sifuentes Ibarra *et al.* 2013).

The beneficial effect of organic manure on potato crops is known. The crops react favorably to organic fertilizers because they improve the soil structure and gradually release plant nutrients, an ideal complement for chemical fertilization (Mallory & Porter, 2007), constituting an ideal complement for chemical synthesis fertilizers. The use of farmyard manure increases the yield of crop potatoes concerning mineral nutrition and promotes soil health (Meena *et al.* 2019). Integrated nutrient plans including poultry manure and inorganic mineral nutrient allow obtaining the best availability of P and K, higher yields (22.86 t ha⁻¹) and a major number of tubercles (Kafle *et al.* 2019).

Romero-Lima *et al.* (2000) evaluated different organic and mineral nutrient sources, in another group of *Solanum tuberosum*, and found that the complementary nutritional requirements were lower when chicken manure was applied, obtaining bigger tubers and an increase in yield.

The purpose of this study was to determine the effects of organic fertilization and its contribution to the yield and quality increase of potato tubers cv 'Colombia', and how the interaction with the mineral source of nutrients could enhance these variables.

MATERIALS AND METHODS

The study was carried out during January and May of a year with el niño phenomena, at the Universidad de Ciencias Aplicadas y Ambientales U.D.C.A, Bogotá, Colombia; altitude of 2.560 m a.s.l.

coordinates 04°35'N 74°04'. The plant material used was potato cv. 'Criolla' Colombia, a clonal selection of round yellow native cultivars, which were planted at a depth of 10 cm. The crop was established in a soil classified as Andisol with a degree of evolution from low to moderate, regular to well-drained, loamy to clay loam texture, in the surface horizon and clayey, in the deepest ones. The soils have moderate effective depth, limited in some cases by a fluctuating water table. The morphology of the profile shows an Ap. horizon over a Bw, being the first one of black color, due to the high percentage of organic matter and with subangular block structure, moderately developed. The second horizon is grayish brown.

The soil was amended one month before planting with a dose of 2 t ha⁻¹ of dolomite lime to correct the acidic pH (4.86) and reduce the 30 % of aluminum saturation. The dolomite lime was applied at the bottom of the groove.

A completely random design was used with eight treatments, three replications per treatment. For measure, were evaluated 3 samples per replication. Planting density was 0.30 m between plants and 0.90 m between rows, each treatment was composed of 90 plants sowed in plots of 30 m².

Fertilization of mineral and organic was carried out at the time of sowing and was distributed in the different treatments to be evaluated.

Eight treatments were evaluated: T1 to T3 correspond to organic treatments consisting of 3 different doses of chicken manure (organic source); T1, organic (1.000 kg ha⁻¹); T2 organic (2.000 kg ha⁻¹); T3 organic (6.000 kg ha⁻¹).

T4 to T6 treatments correspond to mixed, different doses of chicken manure (organic source) and a mineral treatment with one level of mineral nutrition according to soil test (Table 1), being mineral treatment doses of 15 kg ha⁻¹ DAP, 10.16 kg ha⁻¹ of KCl and supplemented with 5 kg ha⁻¹ of urea, nested with 3 levels of organic manure, T4 mineral + organic (1.000 kg ha⁻¹); T5 mineral + organic (4.000 kg ha⁻¹); T6 mineral + organic (6.000 kg ha⁻¹).

T7 and T8 treatment were two hangout treatments, T7 mineral treatment with 15 kg ha⁻¹ DAP, 10.16 kg ha⁻¹ of KCl and supplemented with 5 kg ha⁻¹ of urea, and T8 conventional nutrition 321 kg ha⁻¹ of multi-nutrient fertilizer 10-30-10.

Sampling was focused on the variables of growth and development of the plant. A total of 9 plants were evaluated per treatment on nondestructive measures, number, and length of stems; destructive measures were leaf area (cm²) using CID CI202 laser equipment, dry weight of shoot, and tubers (g). Samples were performed during the crop cycle at 22, 53, 73, 90, and 105 days after sowing (DAS). To determine yield, ten plants were sampled by treatment, and to recognize the quality of the potatoes, tubers' equatorial diameters were measured by a caliper, dividing the potatoes into three categories according to local market requirements: large (4-6 cm), medium (2-4 cm), and small (<2 cm).

Table 1. Soil test and nutrient requirements of potato crops according to soil extraction.(latency period).

Parameter	Test value	Soil content (kg ha ⁻¹)	Extraction by crop (kg ha ⁻¹)
pH	4.86	-	
Bulk density (g.cm ³⁻¹)	1.1		
Organic matter (%)	10.5	-	
Nitrogen (%)	0.53	227	75.8
Phosphorus (ppm)	0.86	2	7.4
Potassium(meq.100g ⁻¹)	0.15	129	135.1
Magnesium (meq-100g ⁻¹)	0.33	87	5.1
Calcium (meq-100gr ⁻¹)	0.84	370	1.7
Aluminum (meq-100g ⁻¹)	0.6	-	-
Sodium (meq-100g ⁻¹)	0.08	40	-
Sulfur (ppm)	-	-	8.5
Iron (ppm)	84	184.8	0.3
Boron (ppm)	0.62	1.4	0
Copper (ppm)	0.02	0,0	0
Manganese (ppm)	0.14	0.3	0
Zinc (ppm)	0.69	1.5	0.1
SCEC (meq/100g)	2		
EC (dS/m)	0.1		
Na Saturation (%)	4		
K saturation (%)	7.5		
Ca Saturation (%)	42		
Mg saturation (%)	16.5		
Bases saturation (%)	70		
Aluminum saturation (%)	30		

Data were subjected to analysis of variance (ANOVA), means comparisons were performed using Tukey honestly significant difference (HSD), analyses and calculations were calculated using Statistix, and graphics were generated using IBM SPSS Statistics version 23.

Data analysis for variables that did not accomplish statistical assumptions for ANOVA, were analyzed using the Area under disease progress stairs (AUDPS) (Simko & Piepho, 2012). Analysis and calculations were done using statistical software R 3.5.3, using the RStudio interface and the Agricole package.

RESULTS AND DISCUSSION

In general, the leaf area for the treatments managed only with the organic source was low (Figure 1a), also the area values of AUDPS were low in comparison with the other treatments (Figure 1b). On the other hand, greater leaf expansion was observed in the conventional and mineral fertilizer treatments (Figure 1a, b), where the plants obtained a larger leaf size.

Sinks are net importers of assimilates and consist of rapidly growing organs such as meristems and immature leaves, and storage tissues such as tubers, seeds, or roots (Foyer & Paul, 2001). Nitrogen and potassium are known to increase the leaf area in potato crops (Kundu *et al.* 2019). In the case of organic manure, the N and K nutrients have low concentrations (>5 %) compared with a chemical source, these levels affect the leaf area in other crops like wheat (Limon-Ortega *et al.* 2008).

At 110 days after sowing (DAS) the accumulation of dry weight in shoots and tubers in the treatment with organic-mineral 6 Tons achieved the best dry weights; this behavior was followed by mineral fertilization and conventional fertilization (Figure 2). The increase of dry weight DW in treatments with conventional and mineral organic (6t) was much greater in AUDPS.

Conventional (T7) and mineral mixed with 6Tons of organic source (T6) treatments, obtained the best response in leaf DW (Figure 2a), this could be influenced by the high levels of nitrogen that induce vegetative growth, as seen in the leaf area (Figure 1). These results

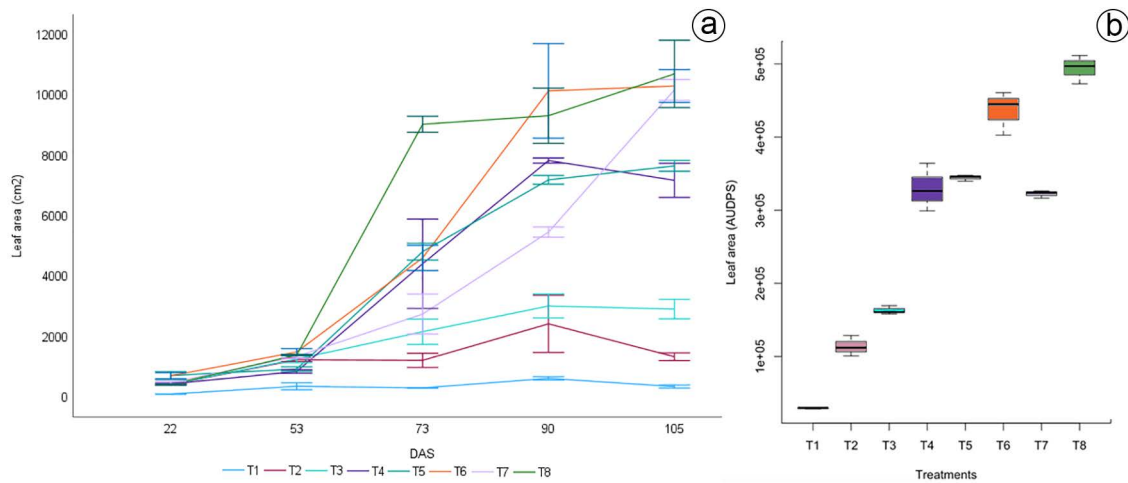


Figure 1. a) Mean values for Leaf area cm²; b) boxplot for AUDPS leaf area values for the whole cycle of the plant, measures made at 22, 53, 73, 90 and 105 days after sowing (DAS).

Error bars correspond to standard deviation \pm 1.

T1: 1.000 kg ha⁻¹ of chicken manure (CM); T2: 2.000 kg ha⁻¹ CM; T3: 6.000 kg ha⁻¹ CM; T4: mineral + 1.000 kg ha⁻¹ CM; T5: mineral + 4.000 kg ha⁻¹ CM; T6: mineral + 6.000 kg ha⁻¹ CM; T7: 15 kg ha⁻¹ of DAP, 10.16 kg ha⁻¹ of KCl and 5 kg ha⁻¹ of urea; T8: 321 kg ha⁻¹ of 10-30-10.

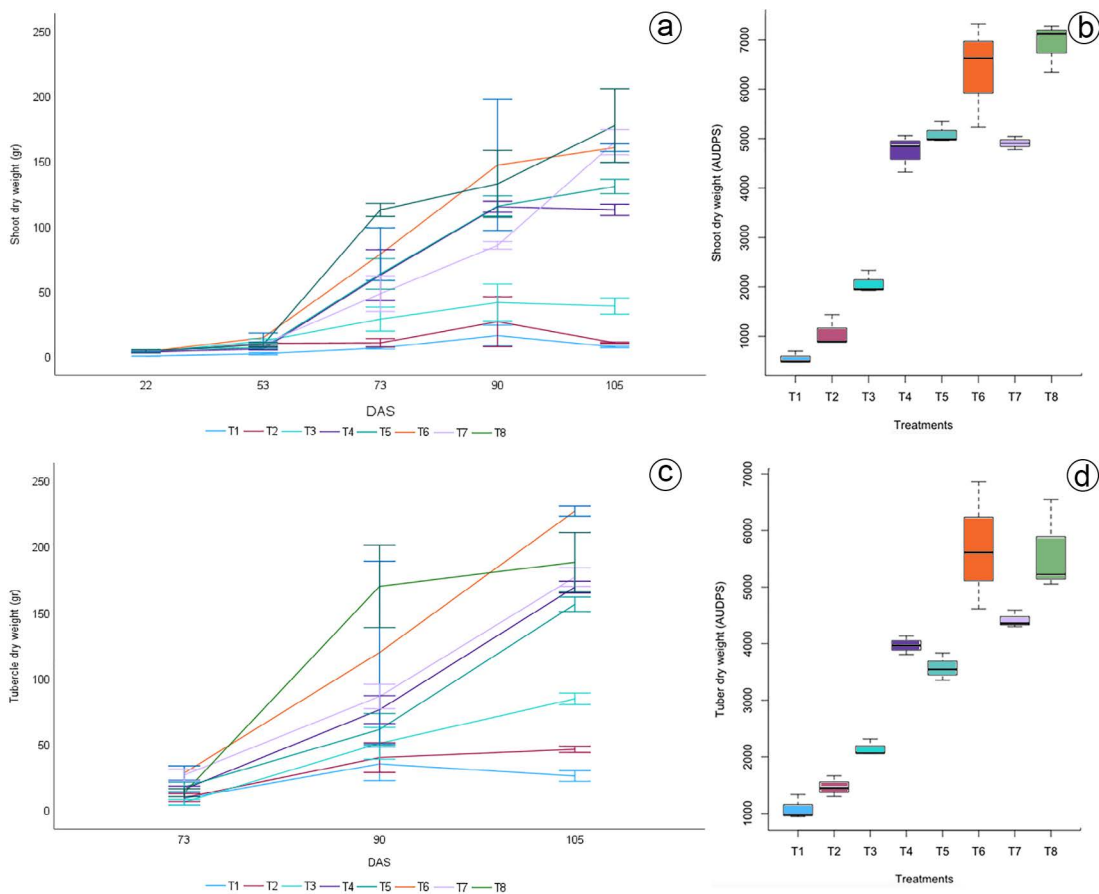


Figure 2. Dry weight (DW) of a) shoot and c) tuber. Boxplot for AUDPS values of b) shoot and d) tuber.

Error bars correspond to standard deviation \pm 1.

T1: 1.000 kg ha⁻¹ of chicken manure (CM); T2: 2.000 kg ha⁻¹ CM; T3: 6.000 kg ha⁻¹ CM; T4: mineral + 1.000 kg ha⁻¹ CM; T5: mineral + 4.000 kg ha⁻¹ CM; T6: mineral + 6.000 kg ha⁻¹ CM; T7: 15 kg ha⁻¹ of DAP, 10.16 kg ha⁻¹ of KCl and 5 kg ha⁻¹ of urea; T8: 321 kg ha⁻¹ of 10-30-10.

are related to the area values of AUDPS (Figure 2b) which confirms the best response of these treatments in the evaluated period.

The DW accumulation was faster in the period of 50 to 100 DAS corresponding to the periods of tuber formation and development; at the end of the season, the tubers accounted for 90 % of the total dry weight (Figure 2c).

For all treatments, the accumulation of DW in the tubers began after 58 DAS, with 65 % of the total DW. The organic treatment at 6 t of organic (T3), reached 88 g plant⁻¹ of DW for tubers, while; the combination of mineral and organic fertilization at 6 t ha⁻¹(T6) reached 230 g plant⁻¹ of DW in tubers, being the highest in all treatments; the mineral and conventional treatments were close to 190 g plant⁻¹.

The stabilization and subsequent fall of the growth curves represent the processes of cessation of biomass accumulation and translocation of nutrients to the sink organs. The results coincide with those of Soto Gárce *et al.* (2018) modeled by SUBSTOR. Similarly, *S. tuberosum* group *phureja* redistributes the nutrients through the translocation of these towards the storage organs, this was why at the end of the cycle a decrease occurs in the amount of biomass.

There were no significant differences (p-values <0.05) in the number of main stems until 112 DAS (Table 2), where the conventional treatment presented the highest number of main stems per plant; followed by mineral organic treatment of 4 t ha⁻¹. On the other hand, the treatments with the lowest number of stems were organic with 1, 4, and 6 t ha⁻¹ and the organic mineral of 1 t ha⁻¹ (Table 2).

Table 2. Effect of different nutrition sources on the number of main stems in potato plants.

Treatment	Days after sowing					
	39	57	67	80	92	112
Organic 1 t ha ⁻¹	3.00 a	2.66 a	2.33 a	3.00 a	3.33 a	2.00 b
Organic 4 t ha ⁻¹	2.33 a	2.66 a	2.33 a	3.00 a	3.00 a	2.00 b
Organic 6 t ha ⁻¹	3.00 a	3.33 a	3.33 a	2.66 a	3.33 a	2.00 b
Organic-mineral 1 t ha ⁻¹	4.00 a	3.00 a	3.66 a	2.66 a	3.66 a	2.00 b
Organic-mineral 4 t ha ⁻¹	3.66 a	3.66 a	3.33 a	3.33 a	3.33 a	3.00 a
Organic-mineral 6 t ha ⁻¹	3.33 a	2.66 a	3.66 a	3.66 a	3.00 a	3.00 a
Mineral	2.66 a	3.00 a	3.33 a	3.33 a	3.33 a	3.00 a
Conventional	3.33 a	2.66 a	2.00 a	3.66 a	3.66 a	3.50 a
p-value	0.4492	0.7747	0.1833	0.9201	0.9633	0.0010

Treatments with a different letter are significantly different (p <0.05) according to Tukey's honest significant difference (HSD) test.

One of the most relevant factors affecting the variable number of main stems per plant is plant density. The plant from seed tuber is formed by a set of aerial and underground stems and each stem grows and behaves as an individual plant. In this case, each of the treatments had the same number of plants, without significant differences. Therefore, observed differences can be attributed to the effects of the treatments, and not related to the competition between stems and source-sink relations.

Significant statistical differences (p-values >0.05) among treatments were found for stem length (Table 3). However, the differences depended on the sampling date. The application of chemical fertilizer and organic fertilizer did not present significant statistical differences, compared to the application of organic fertilizer alone.

It was found that the longest stem length was obtained by the organic mineral treatment of 4 t ha⁻¹; followed by mineral treatment and organic mineral treatment of 6 t ha⁻¹ with 78, 76 and 75 cm, respectively. Opposite the result of organic manure only, presented the worst results in stem length, being the organic treatment 1 t ha⁻¹ with a value of 22.2 cm (Table 3).

The stem length variable was a very sensitive variable to evaluate, the behavior of each type of fertilizer. A decisive factor that can influence the better effect of chemical fertilization with organic fertilizers is by increasing organic matter and the cationic interchange capacity, especially Mg and P (Martínez-Alcántara *et al.* 2016). Similar results in the affection of stem length could be observed in *S. tuberosum* in plants stressed by drought (Chang *et al.* 2018).

Organic mineral fertilization produced similar yields compared to mineral and conventional ones (Figure 3a). However, within the organic-mineral treatment a clear tendency to increase yield with the chicken manure rate was observed, treatments established with 1, 4 and 6 t ha⁻¹ of organic manure per hectare presented the lowest yields with values of 1.68 to 4.46 t ha⁻¹. This agrees with Muñoz & Lucero (2008) who evaluated the effect of organic fertilization in 'Criolla' potato and found that the best relation was 2.200 kg ha⁻¹ of chicken manure and 150 kg of 13-26-6 per ha. Zamora *et al.* (2008) reported 32 t/ha with organic fertilizers (goat manure).

Table 3. Effect of different nutrition sources on the length (cm) of main stems in potato plants.

Treatment	Days after sowing					
	39	57	67	80	92	112
Organic 1 t ha ⁻¹	7.93 c	10.50 c	17.33 abc	18.20 bc	20.33 b	22.20 b
Organic 4 t ha ⁻¹	11.23 abc	16.10 abc	15.66 bc	14.60 c	23.33 b	30.40 b
Organic 6 t ha ⁻¹	12.40 abc	16.26 abc	12.33 c	22.66 abc	27.66 b	31.20 b
Organic-mineral 1 t ha ⁻¹	9.10 bc	10.50 c	22.33 ab	24.00 abc	60.00 a	73.60 a
Organic-mineral 4 t ha ⁻¹	13.10 ab	14.16 bc	22.33 ab	32.66 abc	64.03 a	78.10 a
Organic-mineral 6 t ha ⁻¹	13.66 ab	21.00 a	27.00 a	44.66 a	67.16 a	75.35 a
Mineral	15.16 a	21.36 a	26.00 a	40.66 ab	68.63 a	76.00 a
Conventional	12.66 abc	18.00 ab	26.33 a	43.00 ab	61.66 a	68.50 a
p-value	0.0021	0.0001	0.0005	0.0033	<0.0001	<0.0001

Treatments with a different letter are significantly different ($p < 0.05$) according to Tukey's honest significant difference (HSD) test.

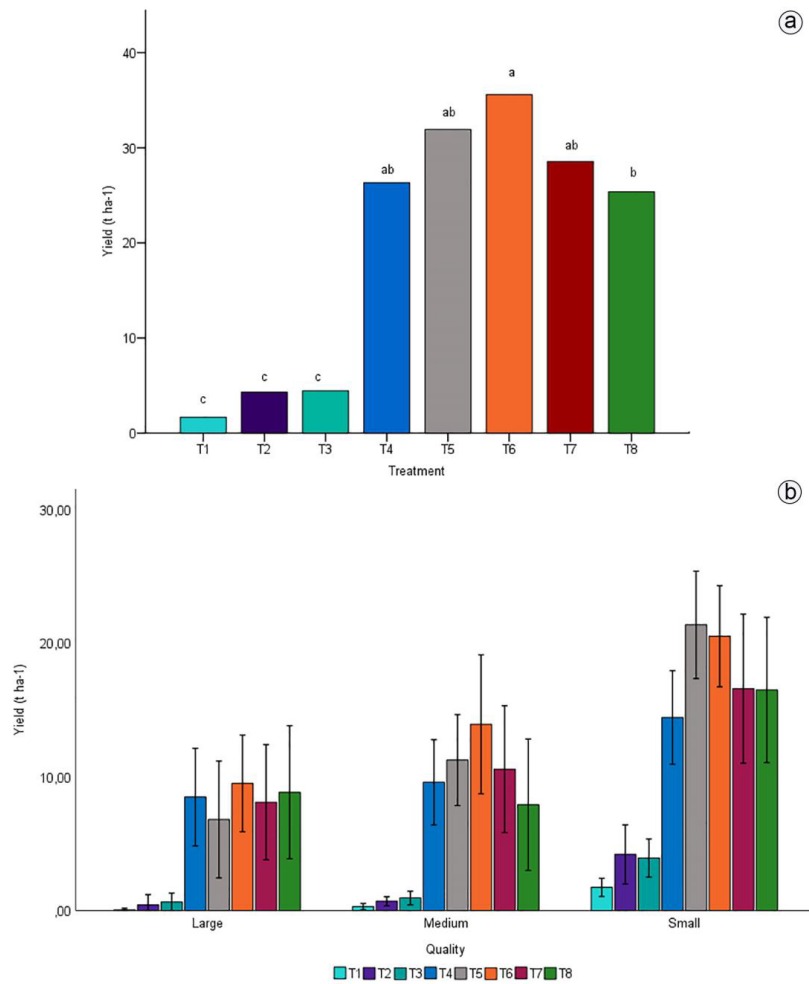


Figure 3. a) Potato yield (t ha⁻¹), plants harvested at 120 days after sowing (DAS); b) Yield in Tons per hectare for qualities in each treatment, large (4-6 cm), medium (2-4 cm) and small (<2 cm).

Columns with different letters were statistically different ($p < 0.05$) according to Tukey's honest significant difference (HSD) test.

T1: 1.000 kg ha⁻¹ of chicken manure (CM); T2: 2.000 kg ha⁻¹ CM; T3: 6.000 kg ha⁻¹ CM; T4: mineral + 1.000 kg ha⁻¹ CM; T5: mineral + 4.000 kg ha⁻¹ CM; T6: mineral + 6.000 kg ha⁻¹ CM; T7: 15 kg ha⁻¹ of DAP, 10.16 kg ha⁻¹ of KCl and 5 kg ha⁻¹ of urea; T8: 321 kg ha⁻¹ of 10-30-10.

In all treatments the predominant size was small (Figure 3b). Treatments with only organic manure showed the lowest values in the production of large and medium quality. On the other hand, the organic mineral treatments with 1 t of organic manure and the conventional treatment showed the highest production of large quality.

The effect of the combination of chemical and organic fertilizers is based on the improvement of the physicochemical properties of the soil and the gradual nutrient release by mineralization, favoring tuber quality and crop yield (Barrera B., 2004). Thus, organic fertilizer is an ideal companion for chemical fertilizers. In this regard Romero-Lima *et al.* (2000), in Mexico, found that when chicken manure was applied in potato crop soil, the external nutritional requirements were lower, higher quality tubers were obtained and yields were increased with the applications of organic mineral treatments.

The supply of nutrients at the right time has a marked influence on the number of tubers and their quality. ‘Criolla’ potato cultivation is a highly demanding crop for K, whose critical phase of absorption is very short; therefore, there must be good availability of this element for the plant to easily absorb it (Barrera B., 2004). Therefore, good availability of this nutrient is decisive for obtaining a high yield.

This agrees with the results obtained in the field, where the treatments with greater length of stem (Table 3) and higher yields (Figure 3a) are those of organic mineral fertilization with a contribution of 1, 4 and 6 t ha⁻¹ of organic chicken manure, respectively.

Organic manure was not enough to allow the best response in all variables, other hand interactions with mineral nutrients, enhance the response of all variables and yield a response. However conventional treatment had the better response in the main variable for producers, yield.

Acknowledgment. The authors would like to thank Universidad de Ciencias Aplicadas y Ambientales for allowing the use of the campus for conducting this study. **Conflicts of Interest:** The manuscript was prepared and revised by all authors, who declare the absence of any conflict which can put the validity of the presented results at risk. **Authors contribution.** Project administration by Jorge Alvarado and Miguel Ramírez. Writing review and editing by Hans Chaparro. Conceptualization, supervision, and writing by Fernando Peña.

REFERENCES

- BARRERA B., L.L. 2004. La fertilidad de los suelos de clima frío y la fertilización de cultivos. En: Silva Mojica, F. Fertilidad de suelos, diagnóstico y Control. SCCS, Bogotá. p.419-462.
- CHANG, D.C.; JIN, Y.I.; NAM, J.H.; CHEON, C.G.; CHO, J.H.; KIM, S.J.; YU, H.-S. 2018. Early drought effect on canopy development and tuber growth of potato cultivars with different maturities. *Field Crops Research*. 215:156-162. <https://doi.org/10.1016/j.fcr.2017.10.008>
- FONDO NACIONAL DEL FOMENTO DE LA PAPA, FNFP. 2017. Informe de gestión 2017. Fondo Nacional del Fomento de la Papa. 210p. Disponible desde Internet en: <https://www.google.com/url?sa=t&rcct=j&q=&esrc=s&source=web&cd=&ved=2ahUKewiOtZPo2938AhXnSTABHbWQBa0QFnoEAgQAQ&url=https%3A%2F%2Ffedepa.pa.com%2Fwp-content%2Fuploads%2F2022%2F02%2FINFORME-DE-GESTION-VIGENCIA-2017.pdf&usq=A OvVaw1itvDPFmpdZHJvIr5nqHue>
- FOOD AND AGRICULTURE ORGANIZATION OF THE UNITED NATIONS, FAO. 2023. FAOSTAT. Disponible desde Internet en: <https://www.fao.org/faostat/es/#data/QCL>
- FOYER, H.C.; PAUL, J.M. 2001. Source-Sink Relationships. eLS. <https://doi.org/10.1038/ngp.els.0001304>
- KAFLE, K.; SHRIWASTAV, C.P.; MARASINI, M. 2019. Influence of integrated nutrient management practices on soil properties and yield of potato (*Solanum tuberosum* L.) in an Inceptisol of Khajura, Banke. *International Journal of Applied Sciences and Biotechnology*. 7(3):365-369.
- KUNDU, C.K.; BERA, P.S.; GIRI, A.; DAS, S.; DATTA, M.K.; BANDOPADHYAY, P. 2019. Effect of different doses of nitrogen and potassium on growth and yield of potato (*Solanum tuberosum* L.) under New Alluvial Zone of West Bengal. *Current Journal Applied Science and Technology*. 36(2):1-5. <https://doi.org/10.9734/cjast/2019/v36i230220>
- LIMON-ORTEGA, A.; GOVAERTS, B.; SAYRE, K.D. 2008. Straw management, crop rotation, and nitrogen source effect on wheat grain yield and nitrogen use efficiency. *European Journal of Agronomy*. 29(1):21-28. <https://doi.org/10.1016/j.eja.2008.01.008>
- MALLORY, E.B.; PORTER, G.A. 2007. Potato yield stability under contrasting soil management strategies. *Agronomy Journal*. 99(2):501-510. <https://doi.org/10.2134/agronj2006.0105>
- MARTÍNEZ-ALCÁNTARA, B.; MARTÍNEZ-CUENCA, M.R.; BERMEJO, A.; LEGAZ, F.; QUIÑONES, A. 2016. Liquid organic fertilizers for sustainable agriculture: nutrient uptake of organic versus mineral fertilizers in citrus trees. *PLoS One*. 11(10):e0161619. <https://doi.org/10.1371/journal.pone.0161619>
- MEENA, B.P.; KUMAR, A.; LAL, B.; MEENA, R.L.; SHIRALE, A.O.; DOTANIYA, M.L.; KUMAR, K.; SINHA, N.K.; MEENA, S.N.; RAM, A.; GAUTAM, P. 2019. Sustainability of popcorn-potato cropping system improves due to organic manure application and its effect

- on soil health. *Potato Research*. 62:253-279.
<https://doi.org/10.1007/s11540-018-9410-3>
12. MINISTERIO DE AGRICULTURA Y DESARROLLO RURAL, MADR. 2019. Cadena de la papa, indicadores e instrumentos. (Bogota, Colombia). 18p.
 13. MUÑOZ, L.A.; LUCERO, A.M. 2008. Efecto de la fertilización orgánica en el cultivo de papa criolla *Solanum phureja*. *Agronomía Colombiana*. 26(2):340-346.
 14. ROMERO-LIMA, M. DEL R.; TRINIDAD-SANTOS, A.; GARCÍA-ESPINOSA, R.; FERRERA-CERRATO, R. 2000. Producción de papa y biomasa microbiana en suelo con abonos orgánicos y minerales. *Agrociencia*. 34(3):261-269.
 15. ROZO RODRÍGUEZ, D.; RAMÍREZ, L.N. 2011. La agroindustria de la papa criolla en Colombia. Situación actual y retos para su desarrollo. *Gestión y Sociedad*. 4(2):17-30.
 16. SEMINARIO-CUNYA, J.; VILLANUEVA-GUEVARA, R.; VALDEZ-YOPLA, M. 2018. The yield of early yellow potato cultivars (*Solanum tuberosum L.*) of the Phureja group. *Agronomía Mesoamericana*. 29(3).
<https://doi.org/10.15517/ma.v29i3.32623>
 17. SIFUENTES IBARRA, E.; OJEDA BUSTAMANTE, W.; MENDOZA PÉREZ, C.; MACÍAS CERVANTES, J.; RÚELAS ISLAS, J.D.R.; INZUNZA IBARRA, M.A. 2013. Nutrición del cultivo de papa (*Solanum tuberosum L.*) considerando variabilidad climática en el "Valle del Fuerte", Sinaloa, México. *Revista Mexicana de Ciencias Agrícolas*. 4(4):585-597.
 18. SIMKO, I.; PIEPHO, H.P. 2012. The area under the disease progress stairs: calculation, advantage, and application. *Phytopathology*. 102(4):381-389.
<https://doi.org/10.1094/PHYTO-07-11-0216>
 19. SOTO GÁRCES, A.M.; COTES TORRES, J.M.; RODRÍGUEZ CAICEDO, D. 2018. Modelo de simulación del crecimiento y desarrollo de la papa criolla. *Ciencia en Desarrollo*. 9(1):9-31.
<https://doi.org/10.19053/01217488.v9.n1.2018.7008>
 20. ZAMORA, F.; TUA, D.; TORRES, D. 2008. Evaluación de cinco fuentes orgánicas sobre el desarrollo vegetativo y rendimiento del cultivo de papa. *Agronomía Tropical*. 58(3):233-243.